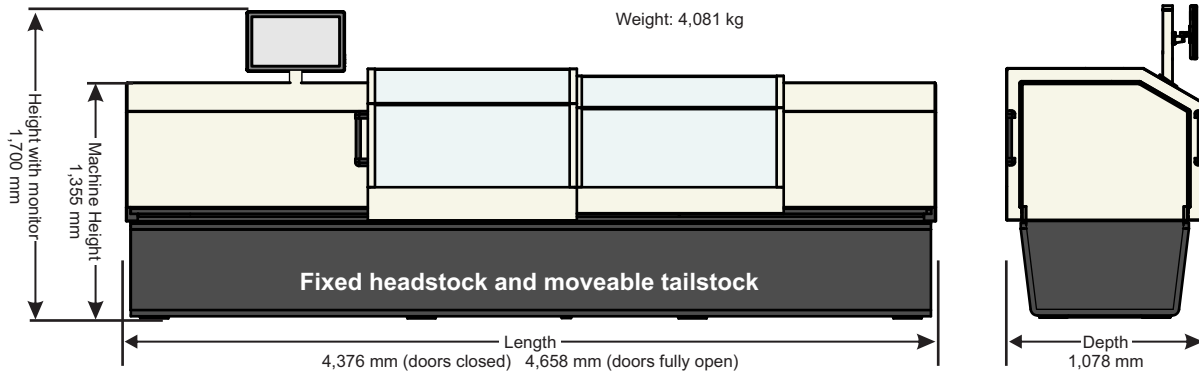


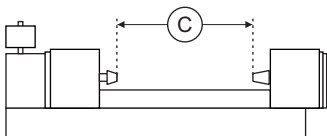
Machine Dimensions and Weight



Cylinder Fixturing Options

Hollow Cylinder

Headstock: Direct Cone
Tailstock: Live Center



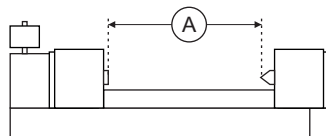
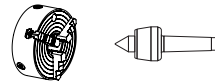
Max Overall Shafted
(A) —

Max Face Length
(C) 1850 mm

Bore range
55 - 120 mm

Shafted Cylinder

Headstock: 3-Jaw Chuck (200mm)
Tailstock: Pointed Live Center



Max Overall Shafted
(A) 1900 mm

Max Face Length
(B) 1700 mm

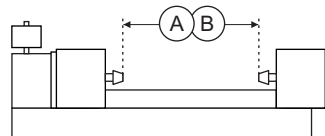
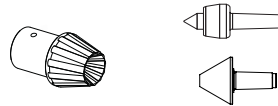
Chuck throat diameter:
55 mm

Shaft diameter
10 - 100 mm

Max swallow depth: 79 mm

Both Shafted and Hollow

Headstock: Inner/Outer Cone
Tailstock: Two Live Centers



Max Overall Shafted
(A) 1900 mm

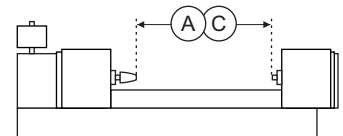
Max Face Length
(B) 1850 mm
(C) 1850 mm

Bore Range (diameter)
Outer 75 - 115 mm

Shaft diameter
Inner 26 - 68 mm

Hollow Cylinders

Headstock: 3-Jaw Chuck with Cone/Arbor
Tailstock: Two Live Centers



Max Overall Shafted
(A) 1900 mm

Max Face Length
(C) 1600 mm*

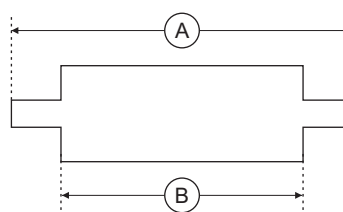
Bore Range
41 - 114 mm

* Depends on selected cone

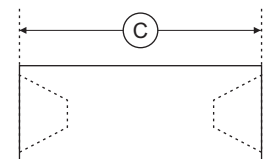
Cylinder Data

Circumference range	350 - 1200 mm ⁽¹⁾
Weight maximum	500 kg
Allowable cylinder taper ⁽²⁾	75 µm
Allowable runout	50 µm
Copper hardness	190 to 230 HV
Deviation of copper hardness	+/-5 HV

Shafted Cylinders



Hollow Cylinders



(1) Maximum physical cylinder sizes. Engraveable Circumferences depend upon applied engrave head, engraving frequency, screen, and screen angle range. See Site Survey 9800-3143 for complete machine details *Weight does not include cylinder

PRISM

ENGRAVER

Machine Technical Data

Environmental Temperature	20 - 25°C, 40-65% relative humidity, non-condensing	
Heat dissipation	1.5kW	
Floor bowing under load	0.2 mm/m	
	Execution according to DIN 18202	
	Do not use intermediate floors or support beams as machine foundation	
Maximum allowable floor vibration	Peak to Peak Amplitude	Frequency
	3.8 µm	2 - 8 Hz
	2.5 µm	9 - 15 Hz
	1.5 µm	16 - 21 Hz
	1.0 µm	>21 Hz

Connections

	Power	Voltage	FrequencyFuse
Power supply	5.00 kVA	1x220V +/- 3%	50/60Hz +/- 1%25A
	5.00 kVA	1x230V +/- 3%	50/60Hz +/- 1%25A
	5.00 kVA	1x240V +/- 3%	50/60Hz +/- 1%25A
Communication	Ethernet for Collage Interface. Internet connection, ideally via Collage computer, for TeamViewer remote support is strongly suggested		

Ohio Gravure Technologies Inc. • 1241 Byers Road • Miamisburg Ohio 45432 • USA
 +1 937 428 1700 • sales@OhioGT.com • www.OhioGT.com